

Slide Potentiometers for Fader Control of Mixers

Low-profile Master Type (N Fader)

RS N Series



Low-profile type with excellent operability contributes to add flexibility in set design.

Rotary Potentiometers

Slide Potentiometers



Typical Specifications

Items		Specifications
Total resistance tolerance		± 20%
Maximum operating voltage		150V AC (RS60N Series) 350V AC (RSA0N Series)
Operating force	Single-unit	0.05 to 0.8N
	Dual-unit	0.05 to 0.9N
Operating life		30,000cycles
Operating temperature range		- 10 to + 60

General-use

Mixer

Product Line

Number of resistor elements	Travel (mm)	Lever type	Length of lever (mm)	Total resistance (kΩ)	Resistance taper	Terminal style	Minimum packing unit (pcs.)	Products No.	Drawing No.
Single-unit	60	9-T (T-Bar)	8.2	10	15A	For PC board	100	RS60N111900H	1
	100							RSA0N111900Q	2
Dual-unit	60							RS60N1219A04	3
	100							RSA0N1219A03	4

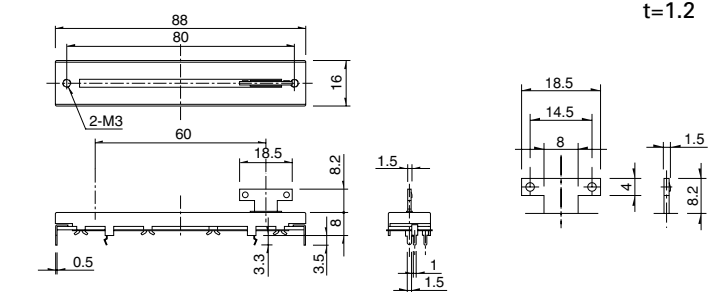
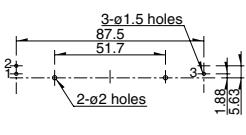
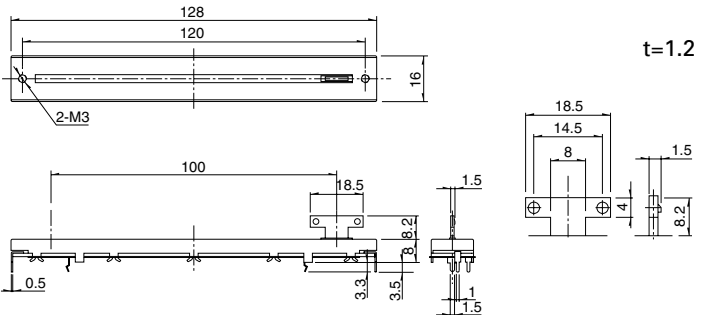
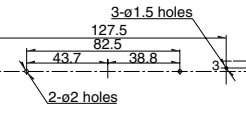
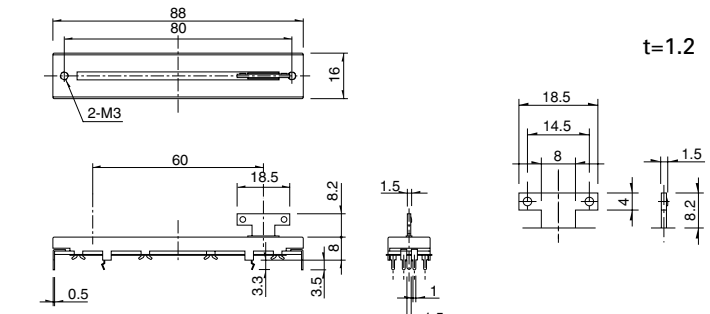
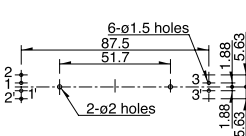
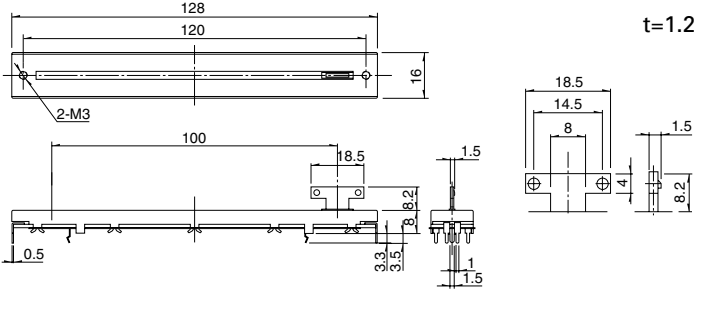
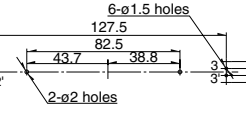
Note

Products other than those listed in above products are also available. Please contact us for details.

Refer to P.430 for details of lever types.
Refer to P.430 for other detailed specifications.

Dimensions

Unit:mm

No.	Style	PC board mounting hole dimensions
1	 <p>t=1.2</p>	
2	 <p>t=1.2</p>	
3	 <p>t=1.2</p>	
4	 <p>t=1.2</p>	

Rotary Potentiometers
 Slide Potentiometers

General-use
 Mixer

Product Varieties

In addition to the recommended products, the following specifications can also be accommodated.

Total Resistance Variety

Total resistance(k)	10	50	100	250
-----------------------	----	----	-----	-----

Resistance Taper

Resistance taper	15A	1B	10A
------------------	-----	----	-----

Lever Types

Unit:mm

Configuration code	1	4	9-T (T-Bar)
Dimensions			

Terminal Layout/Circuit Diagram(Viewed from Mounting Side)

Single-unit	Dual-unit

Corresponding Specification

Dust cover	Available
------------	-----------

Notes

1. marked are specifications recommended by ALPS.
2. Products other than those listed in the above list are also available. Please contact us for details.

Refer to P.431, 502 for resistance taper.

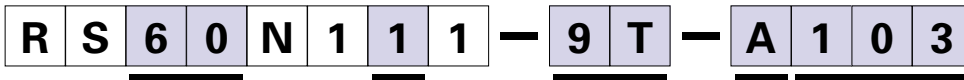
Rotary Potentiometers
Slide Potentiometers

General-use
Mixer

Orders Other Than Recommended Products

When ordering product varieties that are not listed in the Product Line, please specify by referring to the below example.

Sample Part Number



Travel

60	60mm
A0	100mm

Number of resistor elements

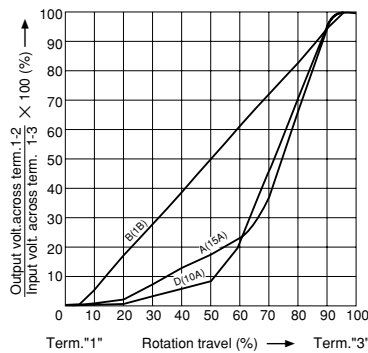
Single-unit	1
Dual-unit	2

Type of operation unit

Code	Configuration code
01	1
04	4
9T	9-T (T-Bar)

Resistance taper

Code	Resistance taper
A	15A
B	1B
D	10A



Total resistance







Code	Total resistance (kΩ)	Code	Total resistance (kΩ)
103	10	104	100
503	50	254	250

Rotary Potentiometers
Slide Potentiometers

General-use

Mixer

List of Varieties

Item	Master type		Low-profile master type				Motor-driven master type					
	RS	K	RS	N1	RS	N11S	RS6011 Y	RSA0K1 V	RS	N1	M	
Photo												
Outlined specifications	Travel (mm)		60 (RS60N11) 100 (RSA0N11) 100 (RSA0N12)		60 (RS60N11) 100 (RSA0N11) 60 (RS60N12) 100 (RSA0N12)		60 (RS60N11S) 100 (RSA0N11S)		60 (RS6011SY) 60 (RS6011DY)		100 (RSA0K11V) 60 (RS60N11M) 100 (RSA0N11M)	
	Number of resistor elements		Single-unit	Dual-unit	Single-unit	Dual-unit	Single-unit		Dual-unit	Single-unit (CP type)		Single-unit
Electrical Performance	Total resistance (k)		10, 50, 100, 250				RS N1 : 10, 50, 100, 250 RS N11S : 10, 50, 100, 250 RS6011 Y : 10, 20, 50		RS N1 M : 10, 50, 100, 250 RSA0K1 V : 10			
	Resistance taper		15A, 1B				RS N1 : 15A, 1B, 10A RS N1 S : 15A, 1B, 10A RS6011 Y : 15A, 1B, 10A		Single-unit : 1B Dual-unit : Servo 1B Audio 15A, 1B, 10A			
Mechanical Performance	Operating force		Standard : 0.1 to 0.6N				RS N1 Single-unit : 0.05 to 0.8N Dual-unit : 0.05 to 0.9N RS6011 Y 0.1 to 2.0N RS N11S 0.05 to 0.8N		RS N1 M 0.3 to 1.3N RSA0K1 V, Single-unit : 0.15 to 0.65N			
	Stopper strength		100N									
	Lever push-pull strength		100N				50N					
	Lever deviation (mm) Both Side		$\frac{2(2 \times L)}{25}$									
	Lever deviation		0.5mm max. (One side)									
Soldering	Manual soldering		350 max. 3s max.									
	Dip soldering		_____				260 max. 5s max. RS N1 M (Lead type), RSA0K1 V : not available					
Environmental Performance	Cold		- 30 ± 2 for 96h									
	Dry heat		70 ± 2 for 240h									
	Damp heat		40 ± 2 , 90 to 95%RH for 96h									
Page		424		428		434		435		438		

Rotary Potentiometers

Slide Potentiometers

General-use

Mixer

Slide Volume Control Operations Cautions444, 445

Notes

1. Attenuation is specified for residual resistance.
2. "L" in the "Lever Wobble" column of the above table indicates the length of lever.
3. Products other than those listed in the above list are also available. Please contact us for details.